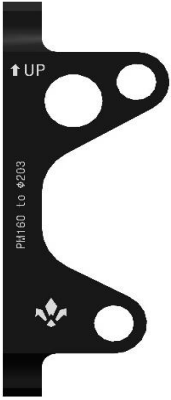




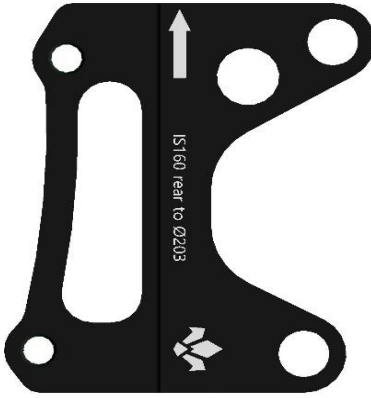


DESCRIPTION	ADAPTOR	ADAPTOR'S KIT CODE
PM160 - MINI 203	 <p>The image shows a black metal adaptor with a vertical top edge. It features two circular holes on the right side and one circular hole on the left side. An upward-pointing arrow is labeled 'UP' at the top. The text 'PM160 to φ203' is printed vertically on the left side. A small logo is visible at the bottom left.</p>	FM40112-10
PM180 - MINI 203	 <p>The image shows a black metal adaptor with a curved top edge. It features one circular hole on the right side and one circular hole on the left side. An upward-pointing arrow is labeled 'UP' at the top. The text 'PM180 to φ203' is printed vertically on the left side. A small logo is visible at the bottom left.</p>	FM40113-10
PM160 - MINI 180	 <p>The image shows a black metal adaptor with a vertical top edge. It features two circular holes on the right side and one circular hole on the left side. An upward-pointing arrow is labeled 'UP' at the top. The text 'PM160 to φ180' is printed vertically on the left side. A small logo is visible at the bottom left.</p>	FM40118-10
PM - MINI 160	 <p>The image shows a black metal adaptor with a vertical top edge. It features one circular hole on the right side and one circular hole on the left side. An upward-pointing arrow is labeled 'UP' at the top. The text 'PM160 to φ160' is printed vertically on the left side. A small logo is visible at the bottom left.</p>	FM40129-10

DESCRIPTION	ADAPTOR	ADAPTOR'S KIT CODE
IS - MINI 180		FM40114-10
REAR IS 160 - MINI 203		FM40130-10